

# Cordless DECT system

...Compatibility

- Multiple handsets (up to 8) in one system
- Mix between BeoCom 6000, BeoCom 2 and BeoCom 5

## System capability\*

- BeoCom 5 handset / existing BeoLine base
  - Becomes a 1 line handset with 200 numbers
- Existing handsets / BeoLine 2
  - Remain a 1 line handset




\* Only 'normal' DECT markets: Not US and 2,4 GHz markets



BeoCom 5 is NOT compatible with our old ISDN base

# Cordless DECT system

## ...Compatibility matrix




	MK1 handset	MK2 handset	BeoCom 5
 BeoLine PSTN	Full system functionality	Same system functionality as when using MK1 handsets.  Extra functionality: - Headset connection	BeoCom 5 goes into 1-line mode and offers the same functionality as a MK1 handset.
 BeoLine MKII	Only as a private handset.  - NO exchange of phone book, caller ID and redial list.	Full system functionality	BeoCom 5 goes into 1-line mode and offers the same functionality as a MK2 handset.
 BeoLine 2	Only as a private handset.  - NO exchange of phone book, caller ID and redial list. - Decreases the system to a 1 line system. - A MK1 or MK2 has to be registered as the first handset on the base (This tells the base that it should run in backwards compatibility mode)	Same system functionality as on a BeoLine MKII  - Decreases the system to a 1 line system. - A MK1 or MK2 has to be registered as the first handset on the base (This tells the base that it should run in backwards compatibility mode)	Full system functionality





# Cordless DECT system

## ...Compatibility matrix (examples)

	Examples
 <p>BeoLine PSTN</p>  <p>BeoLine MKII</p>	<p><b>Example 1:</b>          The customer has a BeoLine PSTN or BeoLine MKII base station with MK1 and/or MK2 handsets registered to it and buys a BeoCom 5 handset. – the customer can just register and use the new BeoCom 5 handsets like any other handsets on the system and the phonebook and calls list will also be exchanged.</p>
 <p>BeoLine 2</p>	<p><b>Example 2:</b>          The customer buys a new BeoLine 2 base station and one or more BeoCom 5 handsets and has one or more MK1 and/or MK2 handsets from an older system he or she wants to use – the customer has to register one of the MK1 or MK2 handsets as the first handset on the BeoLine 2 base station before he or she registers the BeoCom 5 handset. The base will now go into backwards compatibility mode. (See the system limitations on the previous page when registering MK1 and/or MK2 handset on a BeoLine 2).</p> <p><b>Example 3:</b>          The customer has bought a new BeoLine 2 base station together with a BeoCom 5 handset and then decides that he or she wants to buy a MK1 or MK2 handset – this is NOT possible, the system is running in 2-line mode and offers all the latest features like 400 entries in the phonebook and will therefore not allow the MK1 or MK2 handsets to be registered. (BUT, by unregistering all handsets ref. above and register MK1 or MK2 handsets as the first, you can use BeoLine 2 for a mix of all handsets, but will then lose the 2 line functionality as well as all phonebook entries.)</p>

